

enclosures: size "77.27"

standard page: 198 - 202
 for 180 °C page: 208
 aggressive environments page: 209
 EMC page: 210

panel supports:

COB page: 258 - 259


- characteristics according to EN 61984:

16A 400V 4kV 2

- UL, CSA, CCC, GL certified

- for maximum current load, see the insert load curve section on page 31

inserts,
screw terminal connections



description

part No.

indirect, with plate 1)

female inserts with female contacts

male inserts with male contacts

CNF 16

CNM 16

indirect, with plate 1), use in up to 180 °C

female inserts with female contacts, brown

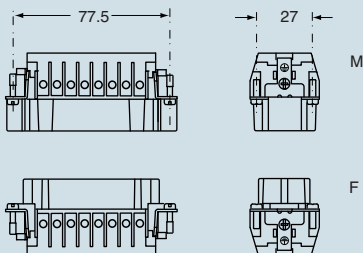
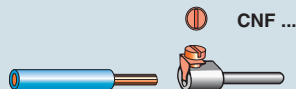
male inserts with male contacts, brown

CNF 16 RY

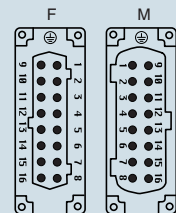
CNM 16 RY

1) for non-prepared conductors

dimensions in mm



contacts side (front view)



- inserts with plate, for section conductors:

0.75 - 2.5 mm² - AWG 18 - 14

- torsion couple recommended for conductor fastening screws and stripping length see section feature of inserts on page 13

dimensions shown are not binding
and may be changed without notice